



PVC & Aluminium Profiles Processing Machinery



Schtec Machine which was incorporated on 02.08.2013 with our team with average experience of 17-18 years in the sector, has started to serve PVC & Aluminium door and window sector from different perspective.

Schtec, with the experience and accumulated knowledge in years, has realized the firsts in Turkey in the field of PVC & Aluminium. Processing Machines and submitted them to the disposal of our esteemed customers. The company was incorporated for the purpose of operating with an experienced team having wide technical knowledge in the sector with a big portfolio of sales and for taking advantage of our customers from the innovations, which such experience has brought forward as well as the high-tech machinery.

Schtec is realizing production of machinery in international standards with the quality-focused philosophy of production with the high technology that it uses at every stage of production.



"where quality and technology combine with experience" 



Index

Schtec	1 - 3
Cutting Machines	
DCA 440 Servo Controlled Automatic Double Head Aluminum Cutting Machine	5 - 6
SD 140 Automatic Double Head Cutting Machine	7 - 8
SG 100 Glazing Bead Saw	9 - 10
MA 270 (Optional) Automatic Measurement System	9 - 10
SS 110 Single Head Cutting Machine	11
Milling and Drilling Machines	
WS 220 Automatic Triple Water Slot Router	12
RC 208 Copy Router Machine	13
RC 210 Copy Router and Triple Drilling Machine	14
End Milling Machines	
MT 250 Automatic End Milling Machine	15
MT 256 Multiple End Milling Machine	16
Corner Crimping Machines	
CP 290 Corner Crimping Machine	17
Profile Machining and Cutting Centers	
SSC 300 Profile Cutting Center	19 - 20
SMC 305 Profile Machining Center	21 - 22
SMC 310 Profile Machining and Cutting Center	23 - 24
SMC 320 Profile Machining and Cutting Center	25 - 26
SMC 350 Profile Machining and Cutting Center	27 - 28
CSML 240 Fully Automated Processing Center	29 - 30
Screwing and Triple Drilling Centers	
RS 225 Profile Screwing Center	31 - 32
RS 235 Fully Automatic Double Screwing and Triple Drilling Center	33 - 34
Reinforcement/Steel Screwing Machines	
RS 171 Vertical Reinforcement/Steel Screwing Machine	35
RT 176 Automatic Mullion Connector Screwing Machine	36
Welding Machines	
WD 710 Single Head Welding Machine	37
WD 720 Double Head Welding Machine	38
WM 740 Four Head Welding Machine	39 - 40
WM 750 Four Head Welding Machine	41 - 42
Welding and Cleaning Automation Lines	
SSL 1 Four Head Welding and CNC Corner Cleaning Automation Line	43 - 44
TS 820 Turning Station with Robotic Arm	43 - 44
CS 810 Cooling and Buffer Station	43 - 44
Corner Cleaning Machines	
CC 254 Corner Cleaning Machine	45
CM 610 CNC Corner Cleaning Machine	46
CM 620 CNC Corner Cleaning Machine	47
Accessory Assembly Machines	
GA 300 Glass Assembly Machine	48
SA 280 Sash Assembly Station	49
Machine Layout Plans	51 - 54
Our Solution Partners	55





DCA 440

Servo Controlled Automatic Double Head Aluminum Cutting Machine

Standard Features

- Cutting of Aluminum profiles with high speed and precision thanks to 3-axis servo system
- Strong construction, linear rail and sliding-bearing system for precise length and angle
- Industrial PC Based Servo Control System, 10 touch screen (Beckhoff)
- Ethercat based controlled drivers and high-torque servo motors
- Remote desktop connection by way of Wifi or Network connection
- File transfer via USB or Network
- Central lubrication system
- All error messages can be seen on the machine screen with the interface program which developed by SCHTEC Software R&D Department.
- Remote connection method and problem detection and solution by connecting to all automation system
- High angle accuracy thanks to cycloid gap free gearbox
- Profile height automatically transferred from profile data
- Automatic aluminum corner block cutting
- Cooling system to cut Aluminium profiles
- Hydro-pneumatic system to cut Aluminium profiles
- The saw heads tilt automatically between 22° and 158° by servo motors
- Machine can make single cuts
- Adjustable saw cutting speed
- Profile support conveyor is available on the machine as = standard

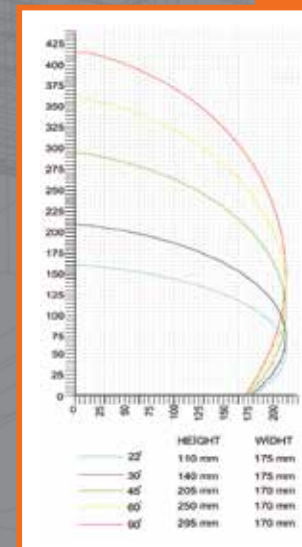


Optional

- Barcode printer system
- 5 Axis. 2 servo systems can be added for saw cutting motion

Technical Specifications

Power Supply	: 400 V, 3 Ph, 50-60 Hz
Total Power	: 7.2 kW
Power Output of Each Motor	: 3 kW
Diameter of Saw Blade	: 550 mm
Saw Blade Speed	: 2800 rpm/min
Cutting Length	: 250 mm - 6500 mm
Air Pressure	: 6-8 bar
Air Consumption	: 60 lt./min.
Machine Height	: 1.935 mm
Machine Length	: 8.100 mm
Machine Width	: 1.950 mm
Machine Weight	: 2.650 kg



SD 140


Automatic Double Head Cutting Machine

Standard Features

- High precision cutting of PVC and Aluminium profiles
- Strong construction, linear rail and sliding-bearing system for precise length and angle
- The saw heads tilt automatically for 45° and 90° cutting and easy manual fixation for Intermediate angles
- Two pieces of 80mm. dropper sash profiles can be cut in the same time with 500 mm saw blade
- Easily adjustable blade cutting speed
- Data transfer via local network connection or USB port
- Profile support system to balance processed piece
- Ergonomic design for ease of use
- Self-closing protective covers for work safety
- Vertical and horizontal pneumatic profile clamping system for the best fixation
- The left head of the machine is fixed and the right head moves on the chassis

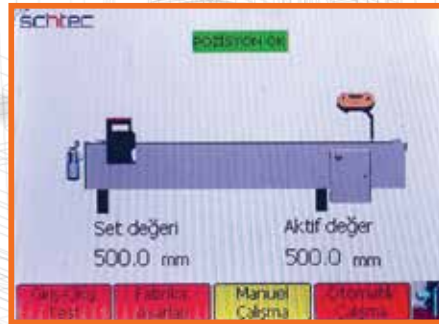
Optional

- Barcode printer system
- Cooling system to cut Aluminium profiles
- Hydro-pneumatic system to cut Aluminium profiles
- Automatic Aluminium wedge cutting system



Technical Specifications

Power Supply	: 400 V, 3 Ph, 50-60 Hz
Total Power	: 8.5 kW, 21.25 A
Power Output of Each Motor	: 2,2 kw
Spindle Speed	: 3.000 rpm
Max.Cutting Length	: 4.500 mm (Up to 6500mm with software support)
Min. Cutting Length	: 500 mm (Up to 450mm with software support)
Air Pressure	: 6-8 bar
Air Consumption	: 50 lt./min.
Machine Height	: 1.800 mm
Machine Length	: 5.850 mm
Machine Width	: 1.595 mm
Machine Weight	: 1.000 kg



MD 272 (Optional) Electronic Digital Measuring Device

Standard Features

- Digital ruler with 0,1 mm accuracy for measuring glazing bead profiles
- Measures up to 2 m with its special design (3 m with the extension part)
- Measured data is transferred to the machine with WIFI and stored in the machine
- Measured data is cut in the order it is received, thus preventing any confusion, and the used data is marked on the machine
- The motions of the machine can be simulated visually through high-tech 16 million color TFT LCD operator



SG 100 Glazing Bead Saw

Standard Features

- High precision cutting of PVC glazing bead profiles at 45°
- Two glazing bead profiles can be cut at the same time with a specially designed mould
- Practical mould change system
- Adjustable blade speed
- Vertical pneumatic profile clampings system for high precision cutting
- Manual Measurement system and profile support conveyor are standard equipment of the machine

Optional

- Glazing beads moulds
- Automatic digital measurement system and 3m conveyor (MA 270)
- Electronic Digital Measuring Device (MD 272)

Technical Specifications

Power Supply	: 400 V, 3 Ph, 50-60 Hz
Total Power Output	: 1,5 kw (0,75 kw x 2), 3.75A
Air Pressure	: 6-8 bar
Air Consumption	: 70 lt. /min.
Spindle Speed	: 3.000 rpm
Saw Blade Diameter	: Ø200 mm X 2 / Ø100 mm X 2
Max. Cutting Length	: 3.000 mm
Min. Cutting Length	: 230 mm
Machine Width	: 1.210 mm
Machine Height	: 1.040 mm
Machine Length	: 550 mm (+ 4.775 mm Manual Conveyor System)
Machine Weight	: 180 kg

MA 270 (Optional) Automatic Measurement System

Standard Features

- 0,1mm precision cut capability with measurements entered via an WIFI connected ruler or via the operator panel
- Special mechanical design with stepper motor controlled and linear slide bearing system provides high speed resistance and accurate and fast positioning
- Operator panel with Industrial Windows CE operating system and PLC controller system
- Data transfer in CSV format via WIFI connection or USB Port directly.
- Parameters such as cutting length, number of cuts and item numbers can be edited and changed via the operator panel
- Unlimited number of cut-lists can be entered, and each cut-list can contain up to 1000 cuts
- Can be used along with Glazing Bead Saw Machine, Single Head Machine and other similar applications
- Height adjustment can be done easily for the machine for which it will operate with

Technical Specifications

Power Supply	: 230 V, 1 Ph, 50-60 Hz
Total Power	: 6A NEMA34 Stepper Motor
Max. Profile Length	: 3.300 mm
Min.Cutting Length	: 260 mm
Machine Height	: 1.400 mm - 1.500 mm (Adjustable)
Machine Width	: 570 mm
Machine Length	: 3.750 mm
Machine Weight	: 192 kg

schtec Cutting Machines

SS 110 Single Head Cutting Machine

Standard Features

- It cuts Aluminum and PVC profiles.
- Pneumatic undercut 500 mm. saw blade.
- Adjustable saw speed.
- Wide angle range from 20° to 160°
- Special fixing points for easy adjustment at 20°, 30°, 45°, 90°, 135°, 150° and 160° angles.
- Vertical pneumatic clamping pistons will fix profile in the best way.
- Right-Left profile support conveyor is provided as standard



Optional

- Cooling system to cut Aluminium profiles
- Automatic Digital Measurement System (MA 270)



Technical Specifications

Power Supply	: 400 V, 3 Ph, 50-60 Hz
Total Power	: 3 kW
Diameter of saw	: 500 mm
Spindle Speed	: 2.800 rpm
Air Pressure	: 6-8 bar
Air Consumption	: 90 lt./min.
Machine Height	: 1.350 mm
Machine Length	: 1.100 mm (with conveyor 7.000 mm)
Machine Width	: 960 mm
Machine Weight	: 430 kg

schtec Milling and Drilling Machines

WS 220 Automatic Triple Water Slot Router

Standard Features

- Moved with three motors, opens water drain slots including angled, horizontal and vertical slots on PVC profiles
- Has three of high speed frequency controlled motors
- Motors can work independently of each other
- Independently adjustable routing speed for each motor
- Pneumatic profile clamping
- Fixed motors, movable main tray
- Profiles can be placed vertically or horizontally
- Fast angle changing system for angled motors
- Thanks to the arm mechanism used, the motor positions can be adjusted quickly and practically
- Ventilation hole or drain slots selection



Optional



Technical Specifications

Power Supply	: 230 V, 1 Ph, 50-60 Hz
Total Power Output	: 1,65 kw (0,55 kw x 3), 3.75A
Air Pressure	: 6-8 bar
Air Consumption	: 38 lt./min.
Roter Spindle Speed	: 18.000 rpm
Routing length Max.	: 40 mm
Routing Stroke	: 30 mm
Machine Width	: 1.210 mm
Machine Height	: 1.040 mm
Machine Length	: 550 mm
Machine Weight	: 280 kg

schtec Milling and Drilling Machines

RC 208 Copy Router Machine

Standard Features

- Opens tilt system channel, drain slot, lock cylinders and door handle holes on PVC and Aluminium profiles
- 1:1 ratio pattern transfer onto a profile from a template
- Milling process is done by
A high speed frequency controlled motor
- Milling with adjustable measurement apparatus without using a template
- Special coated long lasting drillers
- Using 2 different size (5mm-8mm) bits on single template with 2 different step
- Pneumatic Profile Clamping



Optional

- Cooling system for aluminium profiles
- Left and right measurement centering system



Technical Specifications

Power Supply	: 400 V, 3 Ph, 50-60 Hz
Power Output Router	: 0,75 kw, 2A
Air Pressure	: 6-8 bar
Air Consumption	: 15 lt. /min.
Router Spindle Power	: 0,75 kw
Router Spindle Speed	: 12.000 rpm
Routing Capacity	: 250 X 120 mm
Max Routing Length	: 250 mm
Max Routing Depth	: 120 mm
Max Profile Dimension	: 110 mm x 120 mm
Machine Width	: 720 mm (+ 1.000 mm Left and Right Centering System)
Machine Height	: 1.470 mm
Machine Length	: 1.050 mm
Machine Weight	: 125 kg

schtec Milling and Drilling Machines

RC 210 Copy Router and Triple Drilling Machine

Standard Features

- Opens tilt system channel, drain slot, lock cylinders and door handle holes on PVC and Aluminium profiles
- 1:1 ratio pattern transfer onto a profile from a template
- Milling process is done by
A high speed frequency controlled motor
- Milling with adjustable measurement apparatus without using a template
- Triple drilling holes done with reinforcement metal on PVC profiles
- Special coated long lasting drillers
- Using 2 different size (5mm-8mm) bits on single template with 2 different step.
- Pneumatic Profile Clamping



Optional

- Left and right measurement centering system



Technical Specifications

Power Supply	: 400 V, 3 Ph, 50-60 Hz
Power Output Router	: 1,85 kw, 5A
Air Pressure	: 6-8 bar
Air Consumption	: 15 lt. /min.
Router Spindle Power	: 0,75 kw
Router Spindle Speed	: 12.000 rpm
Triple Drilling Motor Power	: 1,1 kw
Triple Drilling Motor Speed	: 900 rpm
Routing Capacity	: 250 X 120 mm
Max Routing Length	: 250 mm
Max Routing Depth	: 120 mm
Max Profile Dimension	: 110 mm x 120 mm
Machine Width	: 720 mm (+ 1.000 mm Left and Right Centering System)
Machine Height	: 1.470 mm
Machine Length	: 1.050 mm
Machine Weight	: 160 kg

schtec End Milling Machines



MT 250
Automatic End Milling Machine

Standard Features

- End milling of the PVC and Aluminium transom profiles with high quality and precision
- Automatic end milling process
- Two different series of transom profiles can be processed automatically, no time loss, no need to change the settings nor the cutter set
- Vertical and horizontal pneumatic profile clamping system
- Adjustable saw blade feed speed
- Possibility to process at different angles up to 45°



schtec End Milling Machines



MT 256
Multiple End Milling Machine
(6 Piece of the profile at the same time)

Standard Features

- End milling of the PVC transom profiles with high quality and precision
- Easy speed adjustment for knives
- Easy stop point adjustment for end milling by rotary revolver system
- Very high safety protection by upper side cover
- Anti-Fracture protection on profile by speed adjustment during end milling process
- Easy knife change system by plug&play knife changer
- Machine adjust axis way according to profile count automatically
- Onboard toolbox and safe box for spare knives
- High quality and precision on end milling process by double clamber on side clamp system
- This system also prevents sliding of profiles and miter joint problems
- Support arms provide balanced end milling process for profiles up to 2.5 mt
- Machine can process from 1 to 6 profiles at the same time



Optional

- Cooling system for Aluminium profiles
- Hydro-pneumatic system for Aluminium profiles



Technical Specifications

Power Supply	: 400 V, 3 Ph, 50-60 Hz
Power Output	: 1,1 kw, 2.75A
Spindle Speed	: 3.000 r.p.m.
Max. Knife Diameter	: Ø160 mm
Max. Routing Height	: 90 mm
Max. Routing Dept.	: 30 mm
Max. Profile Width	: 120 mm
Max. Profile Height	: 90 mm
Air Pressure	: 6-8 bar
Air Consumption	: 20 lt. /min.
Machine Height	: 1.240 mm
Machine Length	: 1.070 mm
Machine Width	: 860 mm
Machine Weight	: 125 kg

Optional



Technical Specifications

Power Supply	: 400 V, 3 Ph, 50-60 Hz
Total Power	: 1,65 kw (1,1kw +0,55 kw)
Air Pressure	: 6-8 bar
Air Consumption	: 50 lt. / min.
Max. Profile Width	: 120 mm
Max. Profile Height	: 90 mm
Max. Knife Diameter	: 130 mm
Max. Endmilling Height	: 90 mm
Max. Endmilling Depth	: 30 mm
Machine Height	: 1.640 mm
Machine Lenght	: 1.600 mm
Machine Width	: 700 mm (With Support Table 1.460 mm)
Machine Weight	: 350 kg


schtec Corner Crimping Machines

CP 290 Corner Crimping Machine

Standard Features

- Joins Aluminium profiles corners by pressing them together
- Hidropneumatic high pressure power system, (easy maintenance)
- Ability to work with different profiles sizes
- Small frames can be joined by specially designed clamping unit
- Quick blade changing system
- The front set square system is designed for easy profile loading and unloading
- Pressing process is done step by step with a foot pedal
- Support arms are included as standard


Optional



Technical Specifications

Power Supply	: 220 V, 1 Ph, 50-60 Hz
Power Output	: 2.2 kW, 5.5 A
Side Cylinder Pressing Power	: 7 ton/cm ²
Upper Cylinder Pressing Power	: 3 ton/cm ²
Air Pressure	: 6-8 bar
Air Consumption	: 60 lt. / min.
Max .Profile Height	: 220 mm
Max. Knives Pressing Height	: 190 mm
Min. Frame Size	: 350 mm X 350 mm
Machine Height	: 1.300 mm
Machine Length	: 900 mm (1.760 mm with support arms)
Machine Width	: 1.200 mm (2.525 mm with support arms)
Machine Weight	: 575 kg

Schtec Profile Machining and Cutting Centers

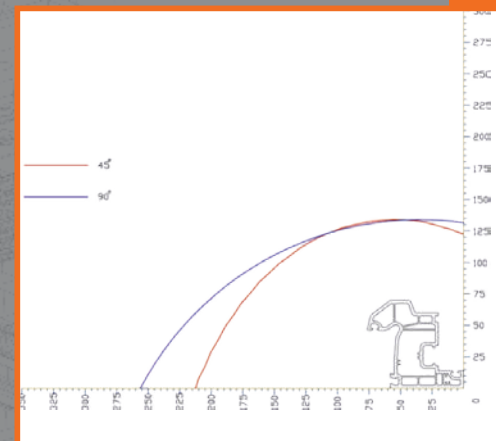


SSC 300

Profile Cutting Center

Standard Features

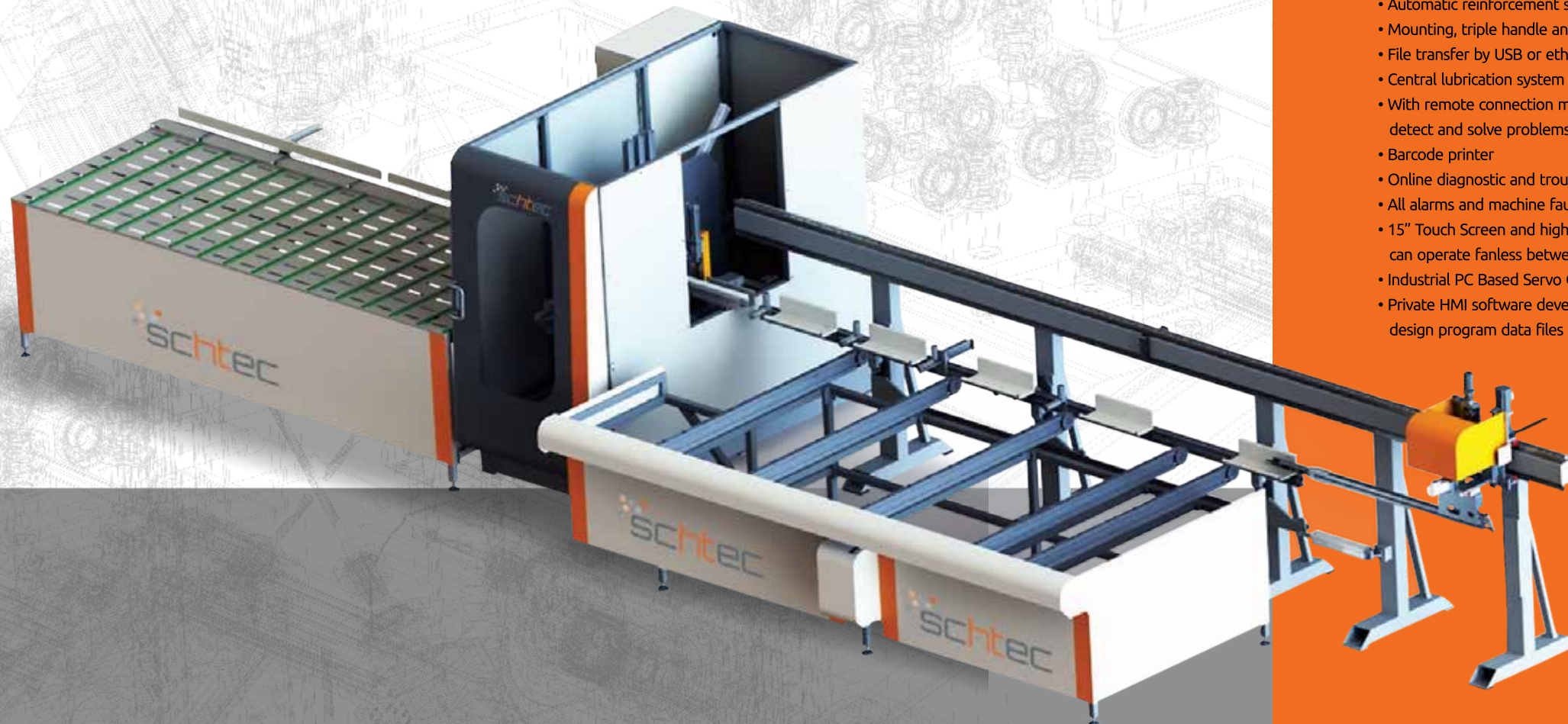
- Automatic and rapid cutting of PVC profiles in different lengths
- 5 profile pieces can be loaded on the machine with the cutting profile (max.length 6.5 m.)
- Profiles automatically cut in the desired size
- With 500 mm diameter saw can easily cut wide profiles
- Automatic cutting of all angles between 45-135 degrees with 0,1 sensitivity via servo motors
- Full precision in cutting lengths through servo system
- Transfer of cutted pieces automatically to the output station
- Adjustable saw progress speed
- Automatic dust collection system sucks out all pvc dusts and removes wastes fast with 2 different carriers
- File transfer by USB or ethernet network, remote desktop connection by WiFi or Ethernet connection
- Central lubrication system reduces the time spent for maintenance
- With remote connection method, service and connection to all automation systems to detect and solve problems
- Barcode printer
- Online diagnostic and troubleshooting via user friendly interface
- All alarms and machine faults are displayed on HMI along with solutions
- 15" Touch Screen and high performance industrial PC with Windows XP Embedded system. This system can operate fanless between 0°C and 55°C
- Industrial PC Based Servo Control System
- Private HMI software developed by Schtec Software Department allows different kinds of window design program data files to be uploaded on this machine
- Optimisation option can be enabled for each project separately therefore machine make optimisation for waste profiles automatically



Technical Specifications

Power Supply	: 400 V, 3 ph, 50-60 Hz
Power Consumption	: 7,5 kw, 19 A
Air Pressure	: 6-8 bar
Spindle Speed	: 2.800 rpm
Max. Profile Length	: 6.500 mm
Maximum Cutting Length	: 6.500 mm
Minimum Cutting Length	: 370 mm
Machine Height	: 2.200 mm
Machine Length	: 14.500 mm
Machine Width	: 2.000 mm
Machine Weight	: 1.950 kg

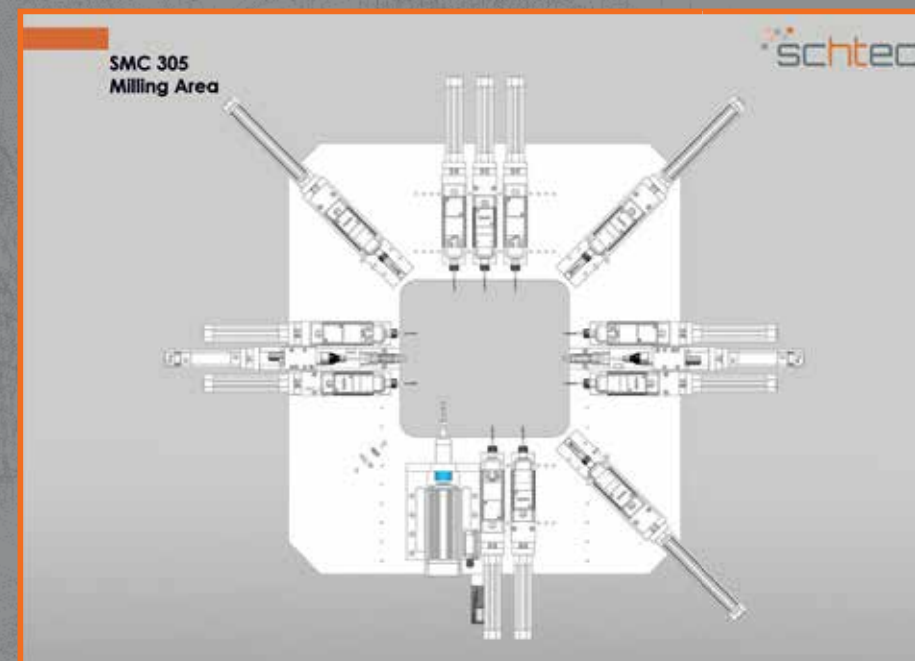
Schtec Profile Machining and Cutting Centers



SMC 305/10 Profile Machining Center

Standard Features

- All milling, drilling, support sheet screwing and marking on PVC profiles are computer controlled and assembled in one machine
- It is controlled by two servo motors that act as gantry of the X axis and operations are performed without the movement of the profile
- Pre-cutted 10 profiles can be stacked (Max.4 mt.)
- Barcode reading system makes it easy to enter profiles and process sequences
- It makes water drain slots, drilling and milling operations at predetermined fixed angles
- Automatic reinforcement screwing
- Mounting, triple handle and hinge holes are drilled with reinforcement
- File transfer by USB or ethernet network, remote desktop connection by WiFi or Ethernet connection
- Central lubrication system reduces the time spent for maintenance
- With remote connection method, service and connection to all automation systems to detect and solve problems
- Barcode printer
- Online diagnostic and troubleshooting via user friendly interface.
- All alarms and machine faults are displayed on HMI along with solutions
- 15" Touch Screen and high performance industrial PC with Windows XP Embedded system. This system can operate fanless between 0°C and 55°C
- Industrial PC Based Servo Control System (Beckhoff)
- Private HMI software developed by Schtec Software Department allows different kinds of window design program data files to be uploaded on this machine



Technical Specifications

Power Supply	: 400 V, 3ph, 50-60 Hz
Power Consumption	: 9.8 kW, 24.5A
Air Pressure	: 6-8 bar
Air Consumption	: 320 lt / min.
Max. Profile Height	: 140 mm
Min. Profile Height	: 45 mm
Max. Profile Width	: 130 mm
Min. Profile Width	: 40 mm
Maximum Cutting Length	: 4.000 mm
Minimum Cutting Length	: 400 mm
Machine Height	: 2.300 mm
Machine Length	: 11.100 mm
Machine Width	: 3.500 mm
Machine Weight	: 2.900 kg

schtec Profile Machining and Cutting Centers



SMC 310 Profile Machining and Cutting Center

Standard Features

- This 3 axis controlled CNC processing center can do all operations on PVC profiles such as cutting, marking, opening key holes, copy routing for water slot milling, hinge holes, handle holes etc.
- All angles between 30 - 150 degrees are cut with 0.1 degree accuracy servo axis controlled 500 mm diameter saw.
- Routing and cutting processes are synchronized to run at the same time
- With the processed profile, 8 pieces can be loaded on the machine. (Max.length 6.5 m)
- Private HMI software developed by Schtec Software Department allows different kinds of window design program data files to be uploaded on machine
- Optimisation option can be enabled for each projects seperately therefore machine make optimisation for waste profiles automatically
- All alarms and machine faults are displayed on HMI along with solutions
- 15" Touch Screen and high performance industrial PC with Windows XP Embedded system. This system can operate fanless between 0°C and 55°C
- Industrial PC Based Servo Control System (Beckhoff)
- Online diagnostic and troubleshooting via user friendly interface
- File transfer by USB or ethernet network
- Remote desktop connection by WiFi or Ethernet connection
- Central lubrication system reduces the time spent for maintenance
- Automatic dust collection system sucks out all pvc dusts and removes wastes fast with 2 different carriers

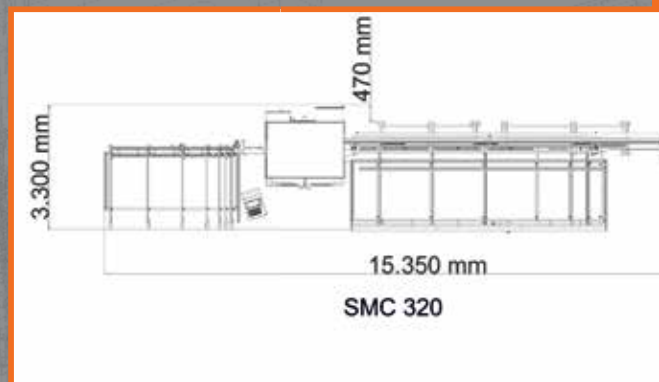
Optional

- Optional screwing station having two screw units allows simultaneous screwing of reinforcement steel via servo controlled axes system.
- For operations which can be done on profiles with a height greater than 120 mm and maximum cutting height, please inquire to us

Technical Specifications

Voltage	: 400 V, 3 PH, 50-60Hz
Power Consumption	: 9.8 kW, 24.5A
Max. Profile Height	: 120 mm
Min. Profile Height	: 40 mm
Max. Profile Width	: 130 mm
Min. Profile Width	: 35 mm
Max. Profile Bar Length	: 6.500 mm
Max. Processing Length	: 6.000 mm
Maximum Cutting Length	: 3.000 mm (can be increased when it needs)
Minimum Cutting Length	: 370 mm
Minimum Process Length for Profile	: 1200 mm
Tool Diameter	: 6 mm Carbide Fast Tool
Tool rpm	: 18.000 rpm
Max. Axis Speed (Processing)	: 50 m./min
Max. Axis Speed (Saw)	: 100 °/sec
Max. Axis Speed (Carrier)	: 40 m./min
Air Pressure	: 6-8 Bar
Air Consumption	: 650 lt./ min.
Machine Height	: 2.178 mm
Machine Width	: 2.860 mm
Machine Length	: 13.325 mm
Machine Weight	: 3.500 kg
Standart Tool Count	: 6 piece high speed air cooling spindles

Schtec Profile Machining and Cutting Centers



SMC 320

Profile Machining and Cutting Center

Standard Features

- This 3 axis controlled CNC processing center can do all operations on PVC profiles such as cutting, marking, opening key holes, copy routing for water slot milling, hinge holes, handle holes etc.
- All angles between 30 - 150 degrees are cut with 0.1 degree accuracy servo axis controlled 500 mm diameter saw.
- Routing and cutting processes are synchronized to run at the same time
- Saves time by simultaneously opening multiple holes on door profiles, such as door handles, slots by the axis control system on its router unit
- With the processed profile, 11 pieces can be loaded on the machine. (Max.length 6.5 m)
- New design of loading station allow profiles to be loaded simultaneously. This feature saves time from loading process
- Private HMI software developed by Schtec Software Department allows different kinds of window design program data files to be uploaded on machine
- All alarms and machine faults are displayed on HMI along with solutions
- 15" Touch Screen and high performance industrial PC with Windows XP Embedded system. This system can operate fanless between 0°C and 55°C
- Industrial PC Based Servo Control System (Beckhoff)
- Online diagnostic and troubleshooting via user friendly interface
- File transfer by USB or ethernet network
- Remote desktop connection by WiFi or Ethernet connection
- Central lubrication system reduces the time spent for maintenance
- Automatic dust collection system sucks out all pvc dusts and removes wastes fast with 2 different carriers
- Optimisation option can be enabled for each projects separately therefore machine make optimisation for waste profiles automatically


Optional

- Optional screwing station having two screw units allows simultaneous screwing of reinforcement steel and drilling of triple holes for handles via servo controlled axes system.
- For operations which can be done on profiles with a height greater than 120 mm and maximum cutting height, please inquire to use to us

Technical Specifications

Voltage	: 400 V, 3 PH, 50-60Hz
Power Consumption	: 10.8 kW, 27 A
Max. Profile Height	: 130 mm (up to 170 mm only cutting process)
Min. Profile Height	: 40 mm
Max. Profile Width	: 130 mm
Min. Profile Width	: 35 mm
Max. Profile Bar Length	: 6.500 mm
Max.Process Length for Profile	: 6.000 mm
Maximum Cutting Length	: 3.000 mm (can be increased when it needs)
Minimum Cutting Length	: 370 mm
Minimum Process Length for Profile	: 900 mm
Tool Diameter	: 6 mm Carbide Fast Tool
Tool rpm	: 18.000 rpm
Max. Axis Speed (Processing)	: 50 m/min
Max. Axis Speed (Saw)	: 100 °/sec
Max. Axis Speed (Carrier)	: 40 m/min
Air Pressure	: 6-8 Bar
Air Consumption	: 950 lt/min
Machine Height	: 2.200 mm
Machine Width	: 3.450 mm
Machine Weight	: 3.750 kg
Machine Length	: 15.500 mm
Standart Tool Count	: 7 piece high speed air cooling spindles

schtec Profile Machining and Cutting Centers



SMC 350

Profile Machining and Cutting Center

Standard Features

- This 3 separately controlled CNC processing unit can do all operations with 11 tools on PVC profiles such as cutting, marking, opening key holes, copy routing for water slot milling, hinge holes, handle holes etc.
- All angles between 30 - 150 degrees are cut with 0.1 degree accuracy servo axis controlled 500 mm diameter saw.
- Servo controlled and capable of automatic positioning according to profile height axis on saw blade by way of this advance fast and rigid cutting.
- Saves time by simultaneously opening multiple holes on door profiles, such as door handles, slots by the axis control system on 3 separately router unit.
- 3 drilling units in the milling unit allow 3 operations to be done at one time
- With the processed profile, 11 pieces can be loaded on the machine. (Max.length 6.5 m)
- Precision magnetic encoders used to minimize user errors minimize profile width and height are checked and processed
- New design of loading station allow profiles to be loaded simultaneously. This feature saves time from loading process
- Private HMI software developed by Schtec Software Department allows different kinds of window design program data files to be uploaded on machine
- Simultaneous optimization on the machine allows the machine to optimize itself on the waste profiles
- All alarms and machine faults are displayed on HMI along with solutions
- 15" Touch Screen and high performance industrial PC with Windows XP Embedded system. This system can operate fanless between 0°C and 55°C
- Industrial PC Based Servo Control System (Beckhoff)
- Online diagnostic and troubleshooting via user friendly interface
- File transfer by USB or ethernet network
- Remote desktop connection by WiFi or Ethernet connection
- Central lubrication system reduces the time spent for maintenance
- Automatic dust collection system sucks out all pvc dusts and removes wastes fast with 2 different carriers


Optional

- Optional screwing station having two screw units allows simultaneous screwing of reinforcement steel via servo controlled axes system.
- For operations which can be done on profiles with a height greater than 120 mm and maximum cutting height, please inquire to us

Technical Specifications

Voltage	: 400 V, 3 PH, 50-60Hz
Power Consumption	: 12 kW, 30 A
Max. Profile Height	: 130 mm (up to 170 mm only cutting process)
Min. Profile Height	: 40 mm
Max. Profile Width	: 130 mm
Min. Profile Width	: 35 mm
Max. Profile Bar Length	: 6.500 mm
Max. Process Length for Profile	: 6.000 mm
Maximum Cutting Length	: 3.500 mm (can be increased when it needs)
Minimum Cutting Length	: 370 mm
Min. Process Length for Profile	: 900 mm
Tool Diameter	: 6 mm / 10 mm / 13 mm Carbide Fast Tool
Tool rpm	: 18.000 rpm
Max. Axis Speed (Processing)	: 50 m./min.
Max. Axis Speed (Saw)	: 100 °/sec.
Max. Axis Speed (Carrier)	: 40 m./min.
Air Pressure	: 6-8 Bar
Air Consumption	: 1075 lt./min.
Machine Height	: 2.165 mm
Machine Length	: 16.370 mm
Machine Width	: 3.206 mm
Machine Weight	: 4.500 kg
Standart Tool Count	: 11 piece high speed air cooling spindles

Schtec Profile Machining and Cutting Centers



CSML 240


Fully Automated Processing Center

Standard Features

- All gripper stations on the machine are with high-speed Linear Axis control.
- Gripper axis is equipped with 90 degrees rotating axis in order to minimize the issues in gripping of different types of profiles.
- All channel, drilling, marking, barrel and door handle hole processes on PVC profiles are done without reinforcement metal by CNC controlled 11 tools on high precision L designed 2 separate tool rings.
- In processing station without reinforcement steel two separate L groups are controlled totally by 6 CNC axes.
- While reaching each and every spot on profile, pressing groups are also controlled by 2 different axes for profile fixing.
- 10 tools are used in processes with reinforcement steel. All processes on PVC profiles are done by totally 21 tools with high precision.
- All tools on processing stations can be set at 4 different speeds according to the type of process.
- Cutting of all angles between 45 - 135 degrees with 0.1 degree precision with servo axis controlled 2 pcs. 550 mm and 1 pc. 600 mm diameter blades.
- Fast and rigid cutting with servo axis controlled blade axis that is capable of automatic positioning according to profile height.
- Minimum processing time on door profiles with Milling Unit with reinforcement steel.
- Total profile loading capacity 10 + 2 bars with profile elevator system on loading station: (10 pcs. on the loading table, 1 pc. on the elevator and 1 pc. in running process) (max. 6.5 meters Length)
- Incorrect profile loading is prevented by controlling of profile width and length values with precise magnetic encoders that is used to minimize user errors.
- All time losses arising from loading time are minimized with elevator systems on loading stations and with independent movement of profile loading stations.
- Cutting and processing of special type of profiles belonging to French, Dutch and English window systems.
- V, Arrow Head and Reverse Butt cutting.
- Cut pieces are swiftly transferred to next station with linear axis movement unloading station.
- Simultaneous screwing process is done with 2 full automatic 5 servo axis controlled separate screwing units that are capable of duplex screwing.
- Servo controlled tables and screwing unit provide time saving from screwing of profiles with different heights.
- Seamless and full compatible working with all window drawing programs thanks to the special interface developed by Schtec software department.
- Machine can optimize on waste profiles by itself thanks to simultaneous optimization on machine.
- High performance industrial PC with 15" touch screen and Windows 10 Embedded operating system working between 0°C - 55°C without a fan
- Industrial PC based control system. (Beckhoff)
- User friendly interface and IQ, online diagnostic and troubleshooting through pneumatic systems BUS control.
- Loading of work files through USB and network and remote connection to the machine.
- Central lubrication system that facilitates machine maintenance.
- Barcode printer

Optional

- Linear Servo System



Technical Specifications

Voltage	: 400 V, 3 Ph, 50-60 Hz
Power Consumption	
Machining Station	: 12 kW / 30 A
Cutting Station	: 14 kW / 35 A
Screwing Station	: 4 kW / 10 A
Machining Station with Reinforcement	: 12 kW / 30 A
Max. Profile Processing Height	: 215 mm
Min. Profile Processing Height	: 40 mm
Max. Profile Processing Width	: 145 mm
Min. Profile Processing Width	: 35 mm
Max. Profile Bar Length	: 6.500 mm
Max. Process Length for Profile	: 6.000 mm (up to 6.500 mm)
Min. Process Length for Profile	: 700 mm
Maximum Cutting Length	: 4.500 mm (can be increased up to full bar length)
Minimum Cutting Length	: 400 mm
Tool Diameter	: 6 mm / 8mm / 10 mm / 12 mm Carbide Fast Tool (Two different type of diameter can be select for each working surface)
Tool Rpm	: 900 / 6000 / 12000 / 18000 rpm
Max. Axis Speed (Processing)	: 50 m. / min.
Max. Axis Speed (Saw)	: 100 ° / sec.
Max. Axis Speed (Carrier)	: 40 m. / min.
Air Pressure	: 6-8 bar
Air Consumption	: 1075 lt. /min
Machine Height	: 2.300 mm
Machine Length	: 25.930 mm
Machine Width	: 10.800 mm
Machine Weight	: 11.000 kg
Standart Tool Count	: 21 pieces high speed special design air cooling spindles (4 different RPM can be set for each process separately)



schtec Screwing and Triple Drilling Centers



RS 225

Profile Screwing Center

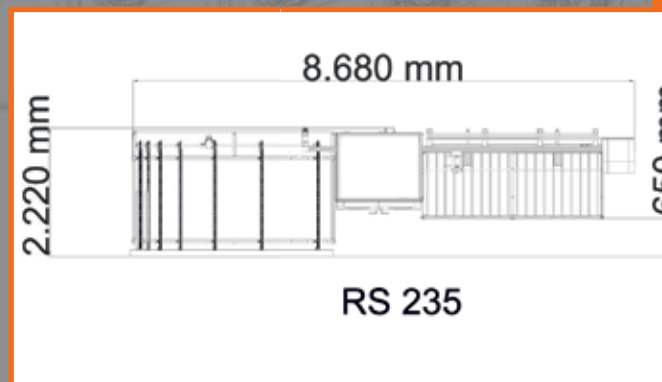
Standard Features

- Screwing operation process done simultaneously by two separate fully automatic screwing axis controlled units
- Machine is fully compatible with Processing center in automatic operation
- Servo controlled automatic positioning with 0.1 mm precision for each screwing position
- Precision positioning at 0.1 mm accuracy by high-speed servo on the holder axis
- Up to 8 pieces can be loaded on to the loading station
- Screwing parameter data bank can be defined by the user for each profile (up to 10,000 profiles)
- All machine axes are moved by hardened steel ball screw and rack-pinion gear system that provides accuracy and durability.
- Data transfer by via ethernet connection, wireless network connection, USB interface or directly through the barcode reader
- All error messages and system status information can be observed on the screen by using the HMI software program developed by the Schtec software department
- Service, trouble shooting and trouble removal can be done by remote connection for the entire system
- Beckhoff brand, high performance industrial PC operated by Windows XP Embedded system.
Works between 0°C and 55°C without a fan. 15" touch screen display. (This feature valid when screwing center operates separately from the machining and cutting center)

Technical Specifications

Power Supply	: 400 V, 3ph, 50-60 Hz
Power Consumption	: 6.8 kW, 17 A
Air Pressure	: 6-8 bar
Air Consumption	: 110 lt./min.
Min. Piece Length	: 400 mm
Max. Piece Length	: 4.500 mm
Max. Profile Height	: 130 mm
Min. Profile Height	: 30 mm
Max. Profile Width	: 130 mm
Machine Height	: 2.850 mm
Machine Length	: 5.695 mm
Machine Width	: 4.540 mm
Machine Weight	: 1.820 kg

schtec Screwing and Triple Drilling Centers



RS 235

Fully Automatic Double Screwing and Triple Drilling Center

Standard Features

- Screwing operation process done simultaneously by two separate fully automatic screwing axis controlled units
- Screwing unit saves time with two stage action for different heights
- Machine is fully compatible with Processing center in automatic operation
- Screwing position can be set for each profiles separately
- Precision positioning at 0.1 mm accuracy by high-speed servo on the holder axis
- Up to 8 pieces can be loaded on to the loading station
- Screwing intervals are calculated automatically by the machine for each piece
- Screwing parameter data bank can be defined by the user for each profile (up to 10,000 profiles)
- Triple handle drilling process is done with titanium coated drilling bits
- All machine axis are moved by hardened steel ball screw and rack-pinion gear system that provides accuracy and durability
- Data transfer by via ethernet connection, wireless network connection, USB interface or directly through the barcode reader
- All error messages and system status information can observed on the screen by using the HMI software program developed by the Schtec software department
- Service, trouble shooting and trouble removal can be done by remote connection for the entire system
- Beckhoff brand, high performance industrial PC operated by Windows XP Embedded system. Works between 0°C and 55°C without a fan. 15" touch screen display

Technical Specifications

Power Supply	: 400 V, 3ph, 50-60 Hz
Power Consumption	: 5 kW, 12,5 A
Min. Piece Length	: 370 mm
Max. Piece Length	: 3.000 mm (up to 4.500mm with software support)
Max. Profile Height	: 130 mm
Min. Profile Height	: 30 mm
Max. Profile Width	: 130 mm
Air Pressure	: 6-8 bar
Air Consumption	: 110 lt / min.
Machine Height	: 2.850 mm
Machine Length	: 8.680 mm
Machine Width	: 3.120 mm
Machine Weight	: 1.820 kg

schtec Reinforcement/Steel Screwing Machines



RS 171 Vertical Reinforcement/Steel Screwing Machine

Standard Features

- Pneumatic unit of automatic screw feeding
- Automatic screwing with pressing hold
- Automatic stop after screwing process
- Foot pedal control for flawless screwing
- Protective switch to prevent faulty use
- Height adjustment switch for special screws
- Automatic compression of profile during screwing
- Adjustable range stops supporting profile
- Durable use of bit and easy change possibility
- Setting the torque regarding to the type of screw
- Average screwing speed 1.5 sec./pc.



Optional



Technical Specifications


Air Pressure	: 6-8 bar
Air Consumption	: 16 lt. / min.
Max.Profile Width	: 130 mm
Min.Profile Width	: 15 mm
Machine Height	: 2.000 mm
Machine Length	: 500 mm (with conveyor 2.230 mm)
Machine Width	: 610 mm
Machine Weight	: 150 kg

schtec Reinforcement/Steel Screwing Machines

RT 176 Automatic Mullion Connector Screwing Machine

Standard Features

- Automatic screwing of mullion connectors used on different series and sizes of PVC mullion profiles in one time from both sides positioning with settings
- Possibility to use 4 types of connector in the same time without change settings
- Automatic screwing with double side automatic screw feeding unit
- Automatic clamp and profile centering system
- Possibility for easy setting and position change
- Connector joining speed 5.5 sec./pc.



Optional



Technical Specifications


Air Pressure	: 6-8 bar
Air Consumption	: 75 lt. / min.
Machine Height	: 1.560 mm
Machine Length	: 1.550 mm
Machine Width	: 915 mm
Machine Weight	: 185 kg



WD 710
Single Head Welding Machine

Standard Features


- Precision welding at variable angles between 30-180 degrees of PVC profiles
- Has the ability to weld with maximum strength
- 0,2 mm welding seam restriction for both colored and white profiles
- Melting and combining times can be set digitally
- Digital touchscreen display to control all operation
- Heating temperature and time parameters can be adjusted individually
- Homogenous heating with special heating plates
- More efficient and long lasting teflon thanks to special teflon system on the heating plates
- Specially designed mould system to gain time
- With support arms easy welding on big frames




WD 720
Double Head Welding Machine

Standard Features

- High precision welding of two corners of PVC profiles in a single operation
- Precision welding at variable angles between 60° - 180°
- Capable of single head welding operation when needed
- 0,2 mm welding seam restriction for both coloured and white profiles
- Manual positioning of the movable head and pneumatic brakes
- Heating, temperature and time parameters can be adjusted individually
- Digital touch screen display to control all operations
- Homogenous heating with special heating plates
- Easy heater plates cleaning system during maintenance
- More efficient and long lasting teflon due to special teflon system on the heating plates
- Specially designed mould system to save time



Optional



Technical Specifications



Power Supply	: 220 V, 1 Ph, 50-60 Hz
Power Output	: 1,5 kw
Air Pressure	: 6-8 bar
Air Consumption	: 90 lt. / min.
Max. Welding Length	: Limitless
Min. Welding Length	: 300 mm
Max. Profile Width (180 Degree)	: 190 mm
Max. Profile Width (90 Degree)	: 160 mm
Max. Profile Width (60 Degree)	: 125 mm
Max. Profile Width (30 Degree)	: 85 mm
Max. Welding Angle	: 180 degree
Min. Welding Angle	: 30 degree
Max. Profile Height	: 175 mm
Min. Profile Height	: 37 mm
Machine Height	: 1.670 mm
Machine Lenght	: 680 mm
Machine Width	: 700 mm
Machine Weight	: 210 kg

Optional



Technical Specifications

Power Supply	: 220 V, 1 Ph, 50-60 Hz
Power Output	: 4,2 kw, 10.5A
Max. Welding Length	: 3.460 mm
Min. Welding Length	: 410 mm
Max. Profile Width	: 150 mm
Max. Profile Height	: 200 mm
Min. Profile Height	: 40 mm
Air Pressure	: 6-8 bar
Air Consumption	: 100 lt. /min.
Machine Height	: 1.900 mm
Machine Length	: 4.540 mm
Machine Width	: 1.570mm
Machine Weight	: 900 kg



WM 740 Four Head Welding Machine

Standard Features


- Welds four corners of PVC profiles simultaneously at 90 °with high sensitivity and strength
- Beckhoff brand, high performance industrial PC operated by Windows XP Embedded. Fanless motherboard system works between 0°C – 55°C, and it comes with a 15" touch screen display
- Data transfer via ethernet network connection, wireless network connection or USB interface
- Welding parameters are defined by the user for every individual profile (up to 10,000 profiles)
- Welding temperature, melting and welding times can be adjusted individually for each profile type.
- All machine axis are moved by hardened steel ball screw which provides accuracy and durability.
- Machine axis control system can identify cutting length defects up to 2 mm automatically.
- PC controlled (PID) heat control system to obtain strong welding results in compliance with standards
- Summer / winter working mode is automatically selected, so the temperature adjustment is done easily
- Horizontally placed strong mechanical heating plates distribute heat homogeneously without being affected from difficult working conditions.
- Easy and fast change for teflons by specially designed roll up teflon system.
- Easy and fast change for welding moulds
- Works effectively by compressed air supplied to the system
- White or colour profiles can be weld with the same sensitivity
- Central lubrication system minimizes maintenance time
- Reports can be created for daily, weekly, monthly and annual production
- Light barriers and safety equipment conforms to CE machine design with full security
- Stable and accurate data transfer between this machine and the CNC corner cleaning machine via Industrial quality Ethernet connection
- All the error messages and system status can be observed on screen by HMI software program developed by the Schtec software department
- Service to the entire automation system, trouble shooting and fault removals can be done by remote connection

Optional

- Gasket pressing system
- Barcode reader
- Welding moulds

Technical Specifications

Power Supply	: 400 V, 3ph, 50-60 Hz
Power Consumption	: 11.5 kW, 28.75 A
Max. Welding Length	: 3.600 mm x 2.600 mm
Min. Welding Length	: 450 mm x 450 mm
Min. Welding Length	: 520 mm x 570 mm (with gasket pressing system)
Max. Profile Height	: 180 mm
Min. Profile Height	: 35 mm
Max. Profile Width	: 120 mm
Air Pressure	: 6-8 bar
Air Consumption	: 70 lt. /min.
Machine Height	: 1.880mm
Machine Length	: 4.980 mm
Machine Width	: 4.750 mm
Machine Weight	: 1.920 kg



WM 750

Four Head Welding Machine

Standard Features

- Welds four corners of PVC profiles simultaneously at 90 °with high sensitivity and strength
- Machine axes are moved by Servo motor system (3 Servo motor controlled axes)
- Specially developed parallel welding technology that improves welding quality and strength
- Internally engineered design for automatic selection of 0.2 and 2 mm welding range
- Beckhoff brand, high performance industrial PC operated by Windows XP Embedded. Fanless motherboard system works between 0°C – 55°C, and it comes with a 15" touch screen display
- Data transfer via ethernet network connection, wireless network connection or USB interface
- Welding parameters are defined by the user for every individual profile (up to 10,000 profiles)
- Welding temperature, melting and welding times can be adjusted individually for each profile type.
- All machine axes are moved by hardened steel ball screw which provides accuracy and durability.
- Depending on the torque values of the servo motors, melting the lengths up to 2 mm and bringing them to the desired size
- PC controlled (PID) heat control system to obtain strong welding results in compliance with standards.
- Summer / winter working mode is automatically selected, so the temperature adjustment is done easily
- Horizontally placed strong mechanical heating plates distribute heat homogeneously without being affected from difficult working conditions.
- Easy and fast change for teflons by specially designed roll up teflon system.
- Easy and fast change for welding moulds
- Works effectively by compressed air supplied to the system
- White or colour profiles can be weld with the same sensitivity
- Central lubrication system minimizes maintenance time
- Reports can be created for daily, weekly, monthly and annual production
- Light barriers and safety equipment conforms to CE machine design with full security
- Stable and accurate data transfer between this machine and the CNC Corner Cleaning Machine via Industrial quality Ethernet connection
- All the error messages and system status can be observed on screen by HMI software program developed by the Schtec software department
- Service to the entire automation system, trouble shooting and fault removals can be done by remote connection

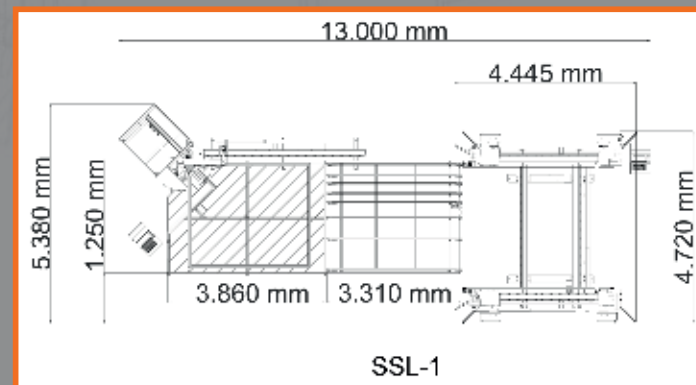
Optional

- Gasket pressing system
- Barcode reader
- Welding moulds
- Max. Profile Height: 215 mm

Technical Specifications

Power Supply	: 400 V, 3 Ph, 50-60 Hz
Power Consumption	: 12 kW, 32 A
Max. Welding Length	: 3.600 mm x 2.600 mm
Min. Welding Length	: 400 mm x 400 mm
Min. Welding Length	: 520 mm x 570 mm (with gasket pressing system)
Max. Profile Height	: 180 mm
Min. Profile Height	: 35 mm
Max. Profile Width	: 120 mm
Air Pressure	: 6-8 bar
Air Consumption	: 70 lt. /min.
Machine Height	: 1.880 mm
Machine Length	: 5.350 mm
Machine Width	: 4.000 mm
Machine Weight	: 2.100 kg

schtec Welding and Cleaning Automation Lines



SSL 1

Four Head Welding and CNC Corner Cleaning Automation Line

- An integrated system which consists of a WM 740 four point welding machine, a CS 810 cooling and buffer station, a TS 820 Robotics design turning station and a CM 620 CNC Corner Cleaner
- All process is controlled by industrial PC systems from welding to cooling, to turning and finally to cleaning.
- Technical specifications of WM 740 and CM 620 same as on pages 40(WM 740) and 47(CM 620)

TS 820

Turning Station with Robotic Arm

- High speed and high accuracy turning operation via a robotic system with strong and fast mechanical turning arms
- Stable turning process with highly durable turning arms
- Turning speed calculation is done automatically for each frame's geometric shape, reinforcement steel weight and all other factors included
- All machine axis are moved by hardened steel rack and pinion gear system which provides accuracy and durability
- Turning robot spends the minimum energy and the least amount of time by synronochizing its actions with the CNC machine's fence system.
- Its compact design allows it to occupy the smallest working area possible, which is 12 m² less than its competitors
- Turning time is 1 second for small frames and between 1,5 – 4 seconds for all other sizes

Technical Specifications

Voltage	: 400 V AC, 3 Ph, 50/60 Hz
Power Consumption	: 3 kW, 7,5 A
Min. Outer Frame Dimension	: 450 x 450 mm
Max. Outer Frame Dimension	: 2.300 x 2.300 mm
Max. Profile Height	: 160 mm
Min. Profile Height	: 35 mm
Max. Profile Width	: 130 mm
Machine Weight	: 850 kg

CS 810

Cooling and Buffer Station

- Works between a corner cleaner and a welding machine
- Provides cooling time for the profiles coming from the welding machine prior to sending them the corner cleaning machine
- Cooling time is set through the welding machine's control panel
- Helps increase the production capacity by storing the profiles coming from the welder before sending them to the corner cleaner

Technical Specifications

Power Supply	: 400 V, 3ph, 50-60 Hz
Power consumption	: 1,5kW, 3 A
Air Pressure	: 6-8 bar
Machine Height	: 1.050 mm
Machine Length	: 3.350 mm
Machine Width	: 2.740 mm
Machine Weight	: 315 kg

schtec Corner Cleaning Machines

CC 254 Corner Cleaning Machine (4 Cutters)

Standard Features

- High quality corner cleaning result through durable special knives on foiled or white welded profiles for bottom and upper surfaces
- High quality corner cleaning result through 4 different type of end milling tools processing edge corners
- Corner cleaning stability with automatic centering system for welded frames
- High precision on profile stabilization with vertical clamps
- Support arm is standard equipment



schtec Corner Cleaning Machines

CM 610 CNC Corner Cleaning Machine

Standard Features

- Corner cleaning stability with 2 axis high-speed servo controlled axis
- Automatic knife selection for selected profile foil type (colour / white)
- High quality corner cleaning result through durable special knife and bit designs
- Faultless cleaning of surface burrs with automatic measurement system
- File transfer by USB
- Easy programming support via DXF,DWG file extensions
- Central lubrication system for all bearings, axis and sliding bearings
- 10" TouchScreen
- All alarm sand messages can shown on the machine interface by way of software which developed by SCHTEC Software R&D Department



Optional

Technical Specifications

Voltage	: 400 V AC, 3 Ph, 50/60 Hz
Total Power	: 1,1 kW
Spindle Speed	: 3.000 rpm
Air Pressure	: 6-8 bar
Air Consumption	: 95 lt. / min.
Max.Knife Diameter	: 160 mm
Max.Profile Width	: 120 mm
Max.Profile Height	: 90 mm
Min.Profile Height	: 40 mm
Machine Height	: 1.700 mm
Machine Lenght	: 1.360 mm (With Support Table 2.170 mm)
Machine Width	: 960 mm (With Support Table 2.140 mm)
Machine Weight	: 360 kg



Optional

Technical Specifications

Voltage	: 400 V AC, 3 Ph, 50/60 Hz
Power Consumption	: 7 kW, 18 A
Air Pressure	: 6-8 bar
Air Consumption	: 110 lt. / min.
Saw Blade Details	: Ø 250 x Ø 30 x 3.2 mm, Z=80
Saw Blade rpm	: 5.200 rpm
Drillers rpm	: 14.000 rpm
Max. Axes Speed	: 25 m./min.
Max.Outter Frame Dimension	: Limitless
Max. Profile Height	: 140 mm
Min. Profile Height	: 35 mm
Max. Profile Width	: 120 mm
Machine Height	: 1.900 mm
Machine Lenght	: 2.560 mm
Machine Width	: 900 mm
Machine Weight	: 600 kg
Tool Count	: 11 piece
Capacity	: 320-360 frame / 8 hours (1 corner cleaning time based on)



SCHTEC Corner Cleaning Machines



CM 620 CNC Corner Cleaning Machine


Standard Features

- High speed and accuracy corner cleaning with Servo System controlled 2 Axes
- Automatic knife selection for selected profile foil type (colour / white)
- High quality corner cleaning result through durable special knife and bit designs
- High quality cleaning results on surfaces by automatic measurement system
- Industrial PC Based Control System (Beckhoff)
- Remote desktop connection by way of Wifi or Network connection
- File transfer by USB or network
- Easy programming support via DXF,DWG file extensions
- Central lubrication system for all bearings, axis and sliding bearings
- 15" TouchScreen
- High performance industrial PC working between 0C – 55C with operating system Windows XP Embedded and fanless design
- All alarm sand messages can shown on the machine interface by way of software which developed by SCHTEC Software R&D Department.
- By way of using private remote desktop connection, which developed by SCHTEC Software R&D Department, expert service technicians can connect true machine automation system and machine interface for fixing or determine problems



Optional

- Additional tool for sliding frames inside surface cleaning
- Additional tool for monoblock frames inner surface cleaning
- Expanding to Single Line by way of connection to 4 point welder with 2 Axes robotic design turning table.
- Earning 12 m² on working area with benefit of the brand new design turning table placed on the corner of the line



Technical Specifications

Voltage	: 400 V AC, 3 Ph, 50/60 Hz
Power Consumption	: 7 kW, 18 A
Air Pressure	: 6-8 bar
Air Consumption	: 110 lt. / min.
Saw Blade Details	: Ø 250 x Ø 30 x 3.2 mm, Z=80
Saw Blade rpm	: 5.200 rpm
Drillers rpm	: 14.000 rpm
Max. Axes Speed	: 45 m/min.
Max.Outter Frame Dimension	: Limitless (Automatic Mode : 2.300 x 2.300 mm)
Min.Outter Frame Dimension	: 380 x 380 mm (Automatic Mode : 450 x 450 mm)
Max. Profile Height	: 160 mm (Depending on the profile type, different regions can be cleaned)
Min. Profile Height	: 35 mm
Max. Profile Width	: 130 mm
Machine Height	: 1.900 mm
Machine Lenght	: 2.150 mm
Machine Width	: 1.250 mm
Machine Weight	: 960 kg
Tool Count	: 12 piece
Capacity	: 400-440 frame / 8 hours (1 corner cleaning time based on)

SCHTEC Accessory Assembly Machines



GA 300 Glass Assembly Machine

Standard Features

- Fast installation of glass on the windows and doors
- Glazed joinery transferring to package on rollers
- Parallel block clamps allow you to set an appropriate balance



Optional



Technical Specifications

Max.Window Length (X axis)	: 2.700 mm
Min.Window Width (Y axis)	: 2.700 mm
Air Pressure	: 6-8 bar
Air Consumption	: 12 lt. / min.
Machine Height	: 2.420 mm
Machine Lenght	: 3.060 mm
Machine Width	: 910 mm
Machine Weight	: 370 kg




SA 280 Sash Assembly Station

Different series of different sizes of doors / windows, all used tilt and turn accessories on the surface of the frame without using the meter and pen, adjustable to different profiles, without the need to form and pattern, enables serial and high-quality installation in a standard way

Standard Features

- Sash assembly table
- Automatic centering system of the sash
- Automatic measurement system for espagnolette and scissors
- Cutting punch for espagnolette and scissors
- The automatic screwdriver, automatic screw feeding
- Laser screw alignment system
- Triple drilling holes for the handle
- Semi automatic adjustable hinge drilling and manual hinge drilling
- Screwing group
- Milling channel for espagnolette
- Shelf for accessories



Optional

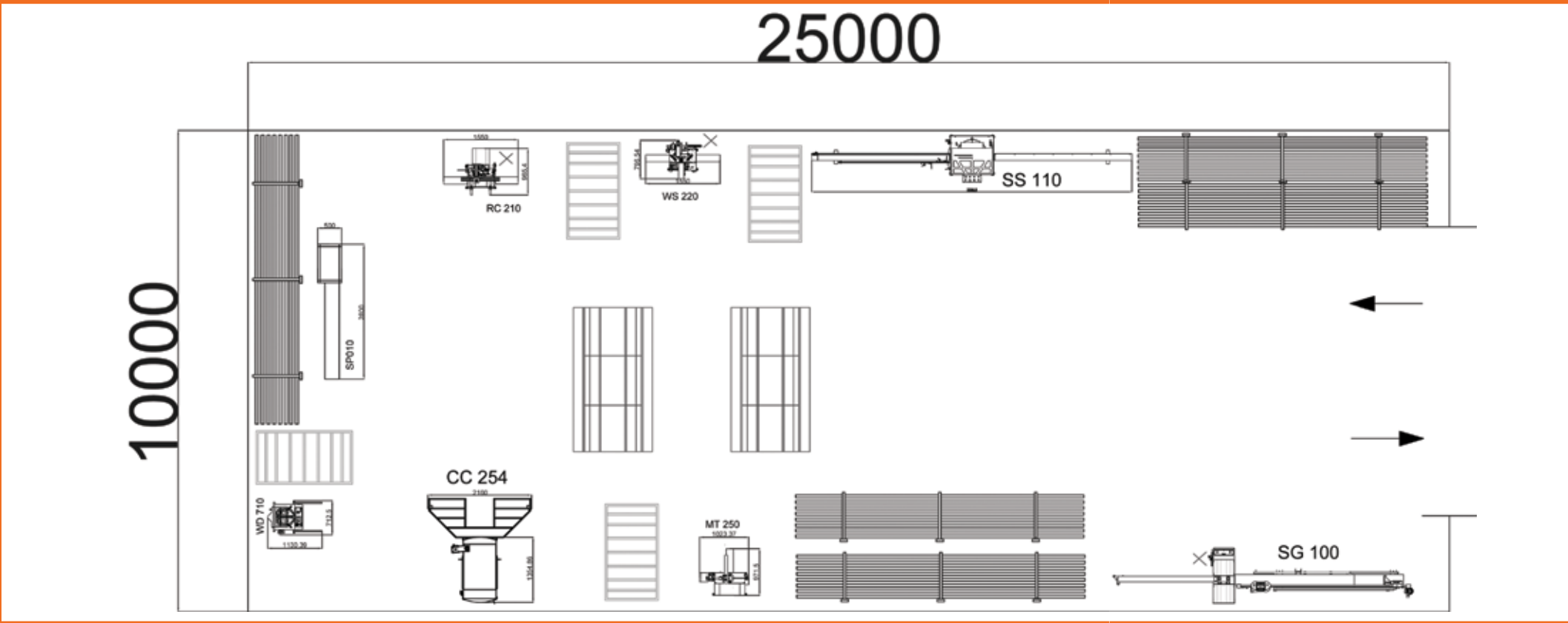


Technical Specifications

Total Power	: 3 kW
Air Pressure	: 6-8 bar
Air Consumption	: 245 lt./min.
Minimum window width	: 330 mm
Maximum window width	: 2.500 mm
Machine Height	: 2.030 mm
Machine Length	: 3.255 mm
Machine Width	: 2.010 mm
Machine Weight	: 615 kg



25-30 Windows(50-60 Frames)

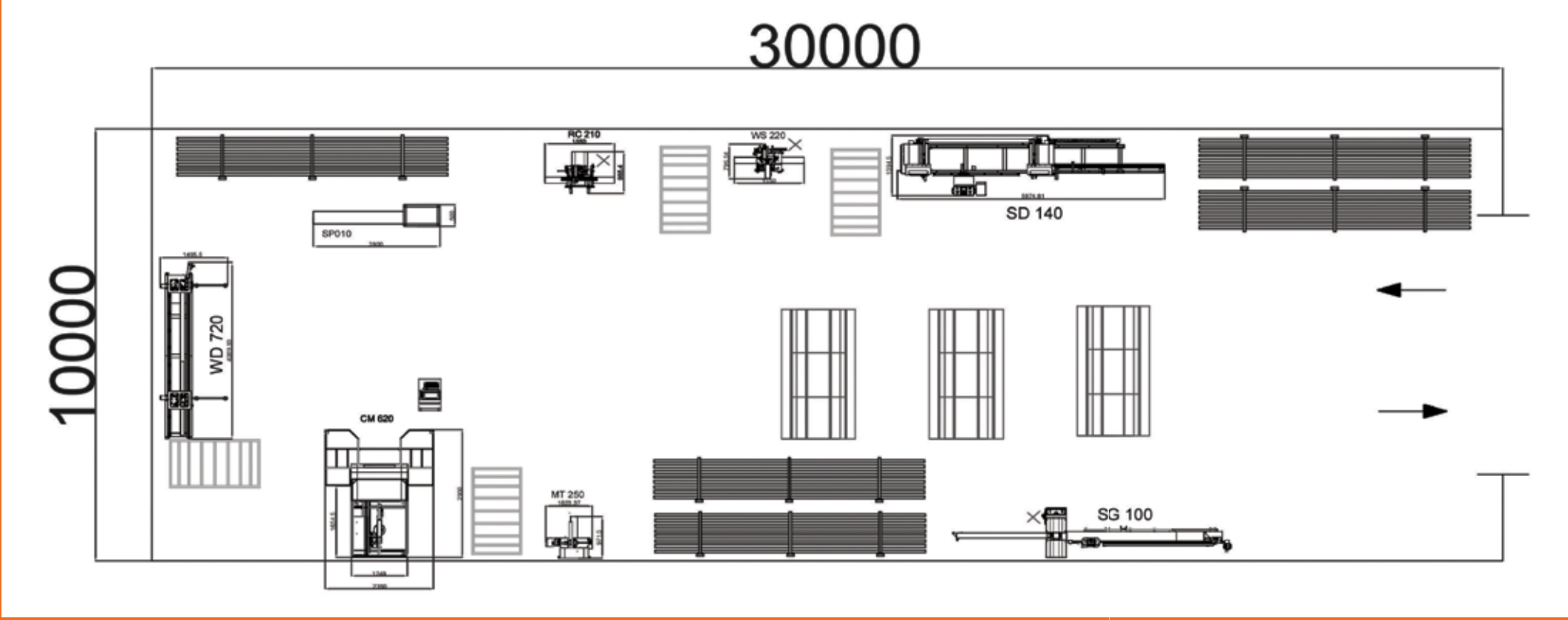


• Dimensions: mm

25-30 Windows(50-60 Frames)

NO	MODEL	DEFINITION	PIECE
1	SS 110	Single Head Cutting Machine	1
2	RC 210	Copy Router with Triple Drill	1
3	WS 220	Automatic Triple Water Slot Router	1
4	MT 250	Automatic End Milling Machine	1
5	SG 100	Glazing Bead Saw	1
6	WD 710	Single Head Welding Machine	1
7	CC 254	Corner Cleaning Machine	1

50-60 Windows(100-120 Frames)



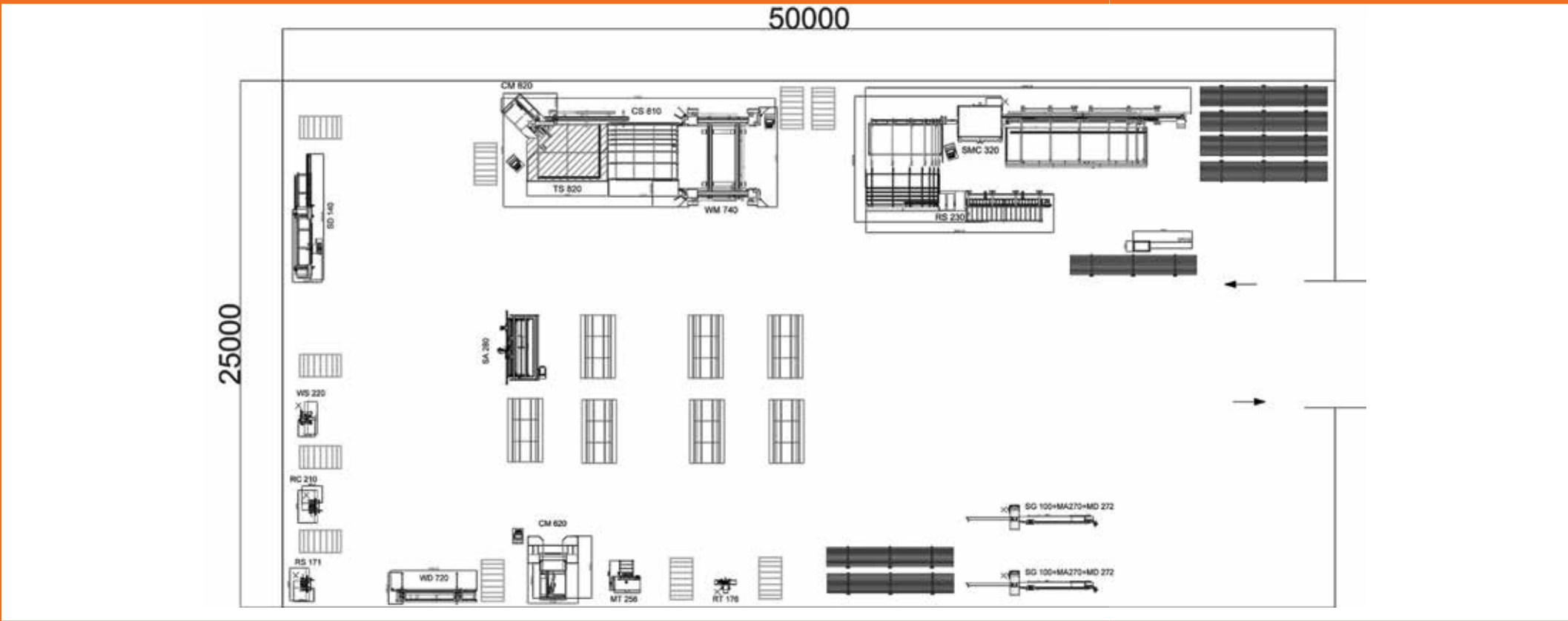
• Dimensions: mm

50-60 Windows(100-120 Frames)

NO	MODEL	DEFINITION	PIECE
1	SD 140	Automatic Double Head Cutting Machine	1
2	RC 210	Copy Router with Triple Drill	1
3	WS 220	Automatic Triple Water Slot Router	1
4	MT 250	Automatic End Milling Machine	1
5	SG 100	Glazing Bead Saw	1
6	WD 720	Double Head Welding Machine	1
7	CM 620	CNC Corner Cleaning Machine	1

Schtec Machine Layout Plans

180-200 Windows(360-400 Frames)

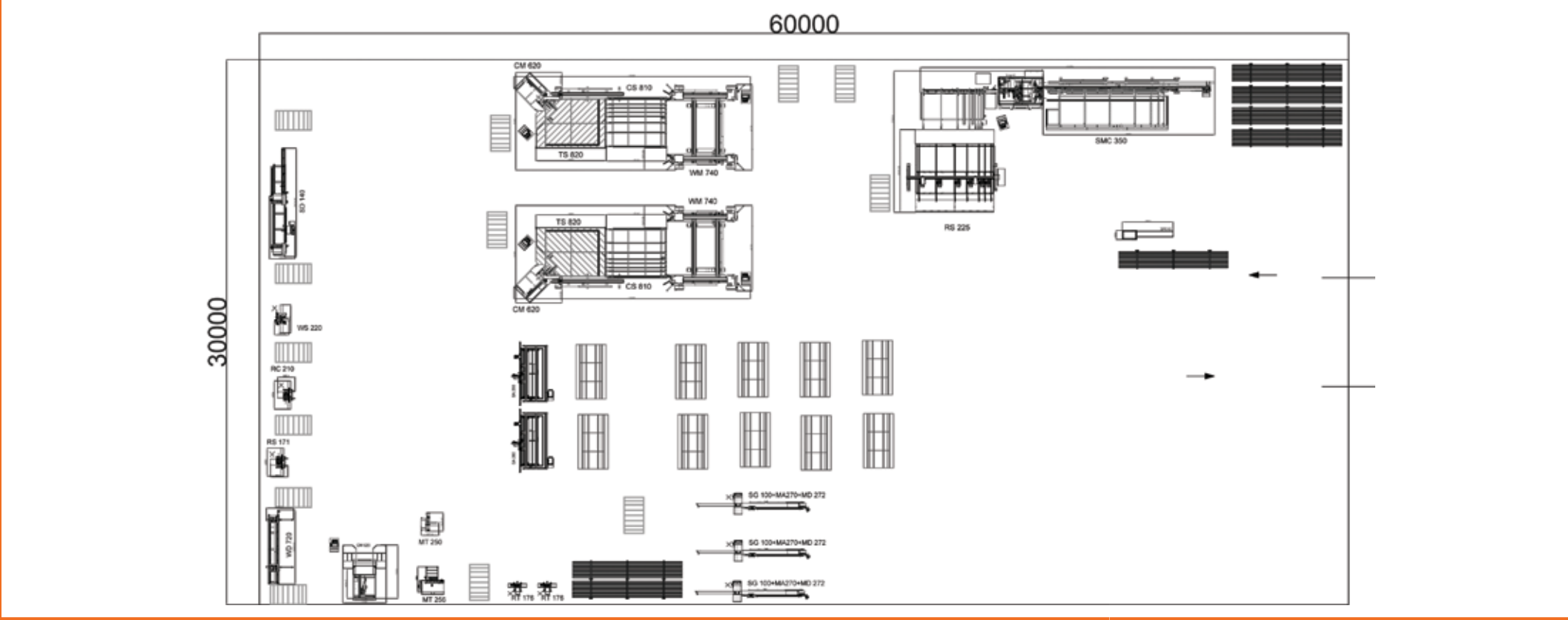


• Dimensions: mm

180-200 Windows(360-400 Frames)

NO	MODEL	DEFINITION	PIECE
1	SMC 320	Profile Machining and Cutting Center	1
2	RS 230	Fully Automatic Double Screwing and Triple Drilling Center	1
3	WM 740	Four Head Welding Machine	1
4	CS 810	Buffer and Cooling Station	1
5	TS 820	Turning Station with Robotic Arm	1
6	CM 620	CNC Corner Cleaning Machine	1
7	SD 140	Automatic Double Head Cutting Machine	1
8	WS 220	Automatic Triple Water Slot Router	1
9	RC 210	Copy Router with Triple Drill	1
10	RS 171	Vertical Reinforcement Screwing Machine	1
11	WD 720	Double Head Welding Machine	1
12	CM 620	CNC Corner Cleaning Machine	1
13	MT 256	Multiple End Milling Machine	1
14	RT 176	Mullion Connector Screwing Machine	1
15	SG 100	Glazing Bead Saw	2
16	MA 270	Automatic Measurement System	2
17	MD 272	Electronic Digital Measuring Device	2
18	SA 280	Sash Assembly Station	1

240-260 Windows(480-520 Frames)



• Dimensions: mm

240-260 Windows(480-520 Frames)

NO	MODEL	DEFINITION	PIECE
1	SMC 350	Profile Machining and Cutting Center	1
2	RS 225	Profile Screwing Center	1
3	WM 740	Four Head Welding Machine	2
4	CS 810	Buffer and Cooling Station	2
5	TS 820	Turning Station with Robotic Arm	2
6	CM 620	CNC Corner Cleaning Machine	2
7	SD 140	Automatic Double Head Cutting Machine	1
8	WS 220	Automatic Triple Water Slot Router	1
9	RC 210	Copy Router with Triple Drill	1
10	RS 171	Vertical Reinforcement Screwing Machine	1
11	WD 720	Double Head Welding Machine	1
12	CM 620	CNC Corner Cleaning Machine	1
13	MT 256	Multiple End Milling Machine	1
14	MT 250	Automatic End Milling Machine	1
15	RT 176	Mullion Connector Screwing Machine	2
16	SG 100	Glazing Bead Saw	3
17	MA 270	Automatic Measurement System	3
18	MD 272	Electronic Digital Measuring Device	3
19	SP 010	Reinforcement Cutting Press Machine	2
20	SA 280	Sash Assembly Station	2

schtec

Our Solution Partners

BECKHOFF

EAT•N
Powering Business Worldwide

FESTO

SMC

Schneider
Electric

murrplastik

OMRON

MOTOVARIO
HEART OF MOTION

THK
The Mark of Linear Motion

MG
M

MURR
ELEKTRONIK
stay connected

HELUKABEL®

ATLANTA
DRIVE SYSTEMS

SKF

Mink
Bürsten

NEUGART

SICK
Sensor Intelligence.

SCHAEFFLER
FAG

PHOENIX
CONTACT

"where quality and technology combine with experience"

schtec



Schtec Makine San. ve Tic. A.Ş.

PVC & Aluminium Profiles Processing Machinery

İkitelli Ö.S.B Suleyman Demirel Bulvari
Hesko-İs Modern Sanayi Sitesi J Blok
Floor: 3 No: 44 34490, Başakşehir
İstanbul / Turkey

Phone: +90 (212) 852 01 61
Fax : +90 (212) 852 88 87

www.schtec.com.tr
info@schtec.com.tr